









## Activity 4 (Signs and Rules)

1		<p>A. Road slippery when wet</p> <p>B. Hidden intersection ahead</p> <p>C. Narrow road ahead</p> <p>D. Winding road ahead</p>
2		<p>A. Slow moving vehicle ahead</p> <p>B. Head end street ahead</p> <p>C. Yield right-of-way</p> <p>D. Stop sign ahead</p>
3		<p>A. Road work ahead</p> <p>B. Lane ahead closed</p> <p>C. Construction zone begins</p> <p>D. Construction work one kilometer ahead</p>
4		<p>A. Winding road ahead</p> <p>B. Danger, road ends</p> <p>C. Danger, sharp turn</p> <p>D. Keep to left</p>






## Activity 4 (Signs and Rules)

5		<p>A. You are approaching steep hill</p> <p>B. Pedestrian crossing ahead</p> <p>C. Right lane ends</p> <p>D. Hidden intersection ahead</p>
6		<p>A. Route for large trucks</p> <p>B. Permissive sign</p> <p>C. Truck route</p> <p>D. No trucks</p>
7		<p>A. I am turning left</p> <p>B. I am slowing or stopping</p> <p>C. You may pass me</p> <p>D. I am turning right</p>
8		<p>A. Playground zone sign</p> <p>B. Children playing in residential area</p> <p>C. School zone sign</p> <p>D. Direction sign for children</p>
9		<p>A. Do not enter roadway</p> <p>B. Prohibited sign</p> <p>C. Means a traffic circle ahead</p> <p>D. Do not enter unless local traffic</p>






### Activity 4 (Signs and Rules)

10		<p>A. Deer regularly cross this road, be alert for animals</p> <p>B. Zoo ahead</p> <p>C. Scenic view ahead</p> <p>D. Wildlife preservation center ahead</p>
11		<p>A. No parking ahead</p> <p>B. One-way road only</p> <p>C. Do not enter ahead</p> <p>D. Do not pass on this road</p>
12		<p>A. Railway crossing ahead</p> <p>B. You have the right-of-way</p> <p>C. You must give the right-of-way</p> <p>D. School area ahead</p>
13		<p>A. Two way traffic ends</p> <p>B. Two way traffic ahead</p> <p>C. Two way traffic begins</p> <p>D. The lane is only for two-way left turns</p>
14		<p>A. Bump sign 150 meters</p> <p>B. Stop sign 150 meters</p> <p>C. Stop all times</p> <p>D. Stop only if others vehicles are approaching</p>






### Activity 4 (Signs and Rules)

15		<p>A. Keep to right</p> <p>B. Keep to left</p> <p>C. Do not enter</p> <p>D. Do not pass</p>
16		<p>A. Traffic signal ahead</p> <p>B. Bump 120 meters ahead</p> <p>C. Stop sign 150 meters ahead</p> <p>D. Railway crossing ahead</p>
17		<p>A. You may pass me</p> <p>B. I am turning left</p> <p>C. I am turning right</p> <p>D. I am slowing or stopping</p>
18		<p>A. Two way traffic ends</p> <p>B. Traffic may travel in one direction only</p> <p>C. Do not turn right</p> <p>D. Two way traffic ahead</p>
19		<p>A. Caution school bus crossing</p> <p>B. Regulatory sign</p> <p>C. X intersection for school vehicles</p> <p>D. School crosswalk sign</p>






## Activity 4 (Signs and Rules)

20		<p>A. You are approaching a hospital zone</p> <p>B. You are approaching a 4-way intersection</p> <p>C. You are approaching a pedestrian crosswalk</p> <p>D. You are approaching a railroad crossing</p>
21		<p>A. No parking from arrows to corner</p> <p>B. Advance warning of danger</p> <p>C. Lane usage sign meaning right turn only</p> <p>D. Lane usage sign permitting all turns including left</p>
22		<p>A. Flashing lights on the arrows show the direction to follow</p> <p>B. Left turn only</p> <p>C. Do not turn right</p> <p>D. Right turn only</p>
23		<p>A. Two way traffic ends</p> <p>B. Two way traffic</p> <p>C. Share the road with oncoming traffic</p> <p>D. Two way traffic begins</p>
24		<p>A. Do not drive through the intersection</p> <p>B. Through traffic permitted</p> <p>C. Do not turn left</p> <p>D. You may proceed through intersection, if clear</p>






### Activity 4 (Signs and Rules)

25		<p>A. Dead end ahead</p> <p>B. Hidden drive way ahead</p> <p>C. Dead end on the right</p> <p>D. Road branching off ahead</p>
26		<p>A. Dead end street ahead</p> <p>B. Yield right-of-way</p> <p>C. Stop sign ahead</p> <p>D. Slow moving vehicle ahead</p>
27		<p>A. Pavement is slippery when wet</p> <p>B. Winding road ahead</p> <p>C. No passing ahead</p> <p>D. Bumpy road ahead</p>
28		<p>A. Construction zone</p> <p>B. Factory, slow down</p> <p>C. Bump or uneven pavement</p> <p>D. Bridge or Viaduct</p>
29		<p>A. School area ahead</p> <p>B. A construction sign replacing flagman on duty</p> <p>C. Road work ahead</p> <p>D. Regulatory sign-reduce speed</p>

## Activity 4 (Signs and Rules)






30		<p>A. Cross walk ends</p> <p>B. Do not enter</p> <p>C. Pedestrian allowed</p> <p>D. No pedestrians allowed on this road</p>
31		<p>A. Speed limit for rural school zones</p> <p>B. Maximum speed of 50 km/hour from this sign to next sign</p> <p>C. Maximum speed of 50 km/hour ahead</p> <p>D. End of 50 km per hour zone</p>
32		<p>A. Intersection ahead. The arrow shows which direction of traffic has the right-of-way</p> <p>B. Two way traffic</p> <p>C. One way traffic</p> <p>D. Obstruction ahead</p>
33		<p>A. Divided highway ends</p> <p>B. Divided highway ahead</p> <p>C. Road under construction</p> <p>D. Narrow bridge ahead</p>
34		<p>A. Narrow bridge ahead</p> <p>B. Road under construction</p> <p>C. Divided highway ahead</p> <p>D. Divided highway ends</p>

## Activity 4 (Signs and Rules)






35		<p>A. No right turn permitted</p> <p>B. You must not make a "U" turn</p> <p>C. Road slippery when wet</p> <p>D. No left turn permitted</p>
36		<p>A. Do not make a U turn</p> <p>B. Do not turn left during the times shown</p> <p>C. Do not turn right during the times shown</p> <p>D. You may turn left only during the time shown</p>
37		<p>A. End of highway, you must move into right hand lane</p> <p>B. You must exit if you remain in right hand lane</p> <p>C. You may exit if you remain in right hand lane</p> <p>D. You must drive in right lane under any circumstances</p>
38		<p>A. Only right turn allowed</p> <p>B. Do not turn left</p> <p>C. Do not turn right when facing a red light at the intersection</p> <p>D. Do not turn right</p>
39		<p>A. You must not make a left turn</p> <p>B. You are approaching a traffic island</p> <p>C. Hidden intersection ahead</p> <p>D. You must make a right turn only</p>






## Activity 4 (Signs and Rules)

40		<p>A. Bicycle parking here</p> <p>B. Bicycle crossing ahead</p> <p>C. Bicycle not allowed ahead</p> <p>D. Only bicycle permitted ahead</p>
41		<p>A. Slight bend or curve in the road ahead</p> <p>B. Winding road ahead</p> <p>C. Right turn only</p> <p>D. Right turn allowed</p>
42		<p>A. Winding road ahead.</p> <p>B. Pass other traffic on the right.</p> <p>C. Pass to right of traffic island.</p> <p>D. Road turns right then left.</p>
43		<p>A. School zone watch for children playing</p> <p>B. Provincial park</p> <p>C. Pedestrian control sign</p> <p>D. Destination board</p>
44		<p>A. Pedestrian only</p> <p>B. School zone ahead</p> <p>C. Watch for pedestrians and be prepared to share the road with them</p> <p>D. Pedestrian not permitted</p>



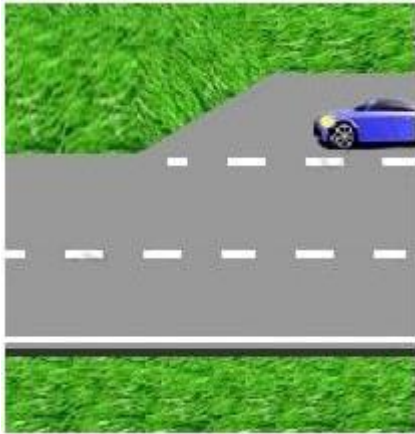
### Activity 4 (Signs and Rules)

45		<p>A. Warns of a steep hill ahead</p> <p>B. Pavement ends, 500 feet ahead</p> <p>C. Bumpy road ahead</p> <p>D. Safety check ahead</p>
46		<p>A. Intersection ahead</p> <p>B. Road ahead turn right then left</p> <p>C. Road ahead turn left then right</p> <p>D. Narrow road ahead</p>
47		<p>A. No stopping</p> <p>B. No entry into intersection</p> <p>C. Need no stop for stop signs in direction of arrows</p> <p>D. Vehicles approaching from the angle shown, must stop</p>
48		<p>A. Do not leave you bicycle here</p> <p>B. No bicycles allowed on this road</p> <p>C. You can park bicycle here</p> <p>D. Bicycle are not permitted unless you carry a valid pass</p>
49		<p>A. Hidden intersection ahead</p> <p>B. You are approaching a one-way street</p> <p>C. Pavement narrows</p> <p>D. Divided highway ahead</p>

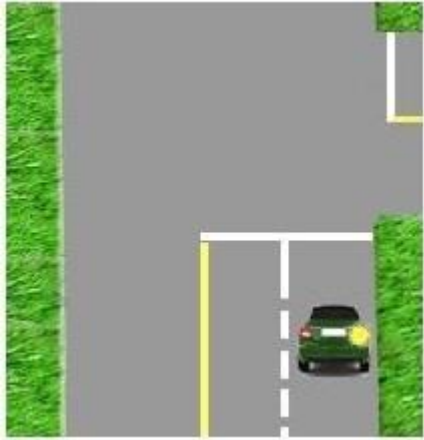


## Activity 4 (Signs and Rules)

50		<p>A. I am turning right          B. I am stopping          C. I am turning left          D. I am slowing or stopping</p>
51		<p>Are cars drivers responsible for their passengers buckling up?</p> <p>A. Only if passengers are under 16 years of age          B. Only if passengers are over 16 years of age          C. Only if the passengers are in the front seat          D. Only if passengers are over eighteen years of age</p>
52		<p>When lights are required, drivers must use low beam headlights</p> <p>A. This is safety practice, not a law          B. Within 1 KM of the approach of another vehicle          C. Within 300 m of the approach of another vehicle          D. Within 150 m of an oncoming vehicle</p>




#### Activity 4 (Signs and Rules)

53	 A red car is positioned at the bottom of the frame, facing a T-junction. A yellow line runs down the center of the road. To the right, a blue car is visible on the cross street. A red triangular yield sign is posted on the right side of the road.	<p>Upon approaching a yield-sign, what does the law require you to do?</p> <ul style="list-style-type: none"><li>A. Slow down, stop if necessary, yield right- of-way</li><li>B. Stop, and then enter traffic quickly</li><li>C. Speed up and force your way into traffic</li><li>D. Stop, and then enter traffic slowly</li></ul>
54	 A red car is at the bottom of the frame, approaching an intersection. A blue car is approaching from the right. The intersection is uncontrolled, with no traffic lights or stop signs. Yellow dashed lines mark the intersection boundaries.	<p>When two vehicles reach an uncontrolled intersection at approximately same time the right-of-way should be given to</p> <ul style="list-style-type: none"><li>A. The one moving faster</li><li>B. Vehicle approaching from the right</li><li>C. Neither one</li><li>D. The one approaching from the left</li></ul>
55	 A blue car is shown merging from an acceleration lane onto a multi-lane freeway. The freeway has white dashed lane markings. The surrounding area is green grass.	<p>When entering a freeway you should</p> <ul style="list-style-type: none"><li>A. Slow down, and then enter freeway at a sharp angle.</li><li>B. Drive slowly and be prepared to stop for freeway traffic.</li><li>C. Accelerate quickly to freeway speed and merge with freeway traffic.</li><li>D. Stop on acceleration lane, wait for an opening. Then enter the freeway rapidly.</li></ul>

#### Activity 4 (Signs and Rules)




56	 A top-down view of a two-lane road with a dashed white center line and solid yellow edge lines. A green car is in the right lane, making a right-hand turn. The road is bordered by green grass on both sides.	<p>When making a right-hand turn, you should be driving in?</p> <ul style="list-style-type: none"><li>A. Does not matter provided you signal</li><li>B. Close to the centre line of the roadway</li><li>C. Close to the right side of the roadway</li><li>D. The lane approaching from the right</li></ul>
57	 A top-down view of a T-junction. A red car is approaching from the bottom. A yellow square light is visible in the center of the junction. The road has yellow edge lines and is bordered by green grass.	<p>At an intersection where there is a flashing amber (yellow) light, you must.</p> <ul style="list-style-type: none"><li>A. Slow down and proceed with caution</li><li>B. Continue at same speed</li><li>C. Stop if making left turn</li><li>D. Stop if making right turn</li></ul>
58	 A top-down view of a two-lane road with a solid yellow center line and solid yellow edge lines. A red car is in the bottom lane, and a blue car is in the top lane. The road is bordered by green grass.	<p>Unless otherwise posted, the maximum speed limit allowed in cities, town, villages and built-up areas is</p> <ul style="list-style-type: none"><li>A. 60 km/h</li><li>B. 40 km/h</li><li>C. 30 km/h</li><li>D. 50 km/h</li></ul>

#### Activity 4 (Signs and Rules)



59		<p>What is the driver of a motor vehicle not permitted to carry in a house or boat trailer?</p> <ul style="list-style-type: none"><li>A. Persons</li><li>B. Firearms</li><li>C. Pets</li><li>D. Flammable material</li></ul>
60		<p>In what position on the roadway must you be before making a left turn from a one-way traffic?</p> <ul style="list-style-type: none"><li>A. Close to the center line of the roadway</li><li>B. Does not matter provided you signal</li><li>C. Close to the right hand side of the roadway</li><li>D. Close to the left-hand side of the roadway</li></ul>
61		<p>Which of the following has the right-of-way over all others at an intersection when the signal light is green</p> <ul style="list-style-type: none"><li>A. Pedestrians crossing against the light</li><li>B. Vehicles turning left</li><li>C. Pedestrians crossing with the light</li><li>D. Vehicles turning right</li></ul>



## Activity 4 (Signs and Rules)




62		<p>High Occupancy Vehicle lanes on provincial highways are reserved for vehicles carrying how many passengers?</p> <ul style="list-style-type: none"> <li>A. 3 or more</li> <li>B. At least two people</li> <li>C. A vehicle with only the driver</li> <li>D. 4 or more people</li> </ul>
63		<p>Upon approaching a stop sign, a driver must</p> <ul style="list-style-type: none"> <li>A. Slow down, sound horn and proceed</li> <li>B. Stop, and when it is safe to do so, proceed</li> <li>C. Slow down and if way is clear, proceed</li> <li>D. Stop, sound horn, and then proceed</li> </ul>
64		<p>When a right turn against a red signal light is permitted, what does the law require you to do before entering the intersection and making the turn?</p> <ul style="list-style-type: none"> <li>A. Slow down proceed with caution</li> <li>B. Stop, signal, and make the turn so as not to interfere with other traffic, including pedestrians</li> <li>C. Slow down, signal and turn</li> <li>D. Stop, then edge into traffic</li> </ul>

#### Activity 4 (Signs and Rules)



65		<p>In Ontario, there is a seat belt law</p> <ul style="list-style-type: none"><li>A. No</li><li>B. Yes</li><li>C. Only when driving on an open highway</li><li>D. Only when driving within a municipality</li></ul>
66		<p>When does the law require lights on vehicles to be turned on?</p> <ul style="list-style-type: none"><li>A. No specified time</li><li>B. Between sunset and sunrise</li><li>C. Between half an hour before sunset to half an hour after sunrise and at any other time you cannot see clearly for a distance of 150m</li><li>D. Between dusk and dawn and any other time you cannot see clearly for a distance of 150m</li></ul>



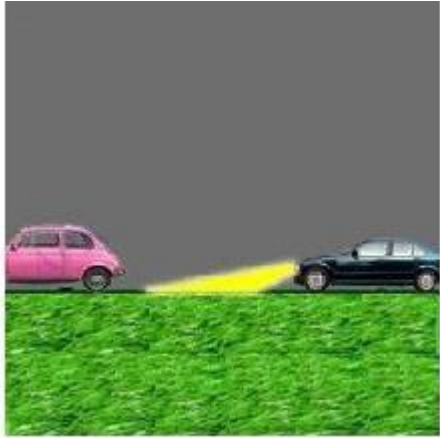

## Activity 4 (Signs and Rules)

67		<p>A flashing red light at an intersection means</p> <ul style="list-style-type: none"> <li>A. Signal light is out of order, proceed with caution</li> <li>B. Slow down and if necessary yield right-of-way to cars approaching from the left or right</li> <li>C. Stop, proceed only when it is safe to do so</li> <li>D. Slow down and drive with increased caution</li> </ul>
68		<p>When on streets designed for two-way traffic, you hear the siren of an emergency vehicle, what does the law require you to do.</p> <ul style="list-style-type: none"> <li>A. Pull to the right as far as possible and stop</li> <li>B. Continue at same speed</li> <li>C. Signal the driver to pass</li> <li>D. Speed up and get out of the way</li> </ul>
69		<p>On a roadway where traffic is moving in both directions, in what position must you be before making a left turn.</p> <ul style="list-style-type: none"> <li>A. Does not matter provided you signal</li> <li>B. Close to the right-hand side of the roadway</li> <li>C. Immediately to the right of the center line of the roadway</li> <li>D. Close to the left side of the roadway</li> </ul>



#### Activity 4 (Signs and Rules)

70		<p>You will receive immediate suspension of your driver license for 90 days</p> <ul style="list-style-type: none"><li>A. If your blood alcohol is greater than 80mg in 100ml of blood</li><li>B. If your blood alcohol is greater than 100mg in 100ml of blood</li><li>C. If your blood alcohol is greater than 10mg in 100ml of blood</li><li>D. If your blood alcohol is greater than 8mg in 100ml of blood</li></ul>
71		<p>When the traffic signal light facing you is red and you intend to go straight through the intersection, what must you do?</p> <ul style="list-style-type: none"><li>A. Stop, give pedestrians the right-of-way, and then proceed with caution</li><li>B. Stop, proceed only when the signal turns green and the intersection is clear</li><li>C. Slow down, proceed when the way is clear</li><li>D. Stop, proceed when the way is clear</li></ul>




#### Activity 4 (Signs and Rules)

72		<p>When lights are required, drivers must use lower beam headlights when following another vehicle</p> <ul style="list-style-type: none"><li>A. Within 60 m</li><li>B. Within 30 m</li><li>C. This only applies when approaching another vehicle</li><li>D. Within 120</li></ul>
73		<p>When a streetcar is stopped to take on or discharge passengers, where there is no safety zone, what does the law require you to do before passing the streetcar?</p> <ul style="list-style-type: none"><li>A. Stop behind the rear of the streetcar and then proceed</li><li>B. Stop 2m behind the rearmost door where passengers are getting on or off, and proceed only when it is safe to do so</li><li>C. Sound horn and pass with caution</li><li>D. Pass on the left side when the way is clear</li></ul>




#### Activity 4 (Signs and Rules)

74		<p>If the signal changes from green to amber as you approach an intersection, what should you do?</p> <ul style="list-style-type: none"><li>A. Speed up to clear the intersection as quickly as possible</li><li>B. Stop, if stop cannot be made safely proceed with caution.</li><li>C. Continue through intersection without slowing or stopping</li><li>D. Sound horn to warn pedestrians and other drivers that you do not intend to stop</li></ul>
75		<p>When it is safe to do so, passing other vehicles on the right side</p> <ul style="list-style-type: none"><li>A. Is permitted only when the street or highway has two or more lanes for traffic in the direction you are traveling</li><li>B. Is permitted providing it is possible to do so by driving on the shoulder of the road</li><li>C. Is not permitted under any circumstance</li><li>D. Is permitted on any street or highway</li></ul>

## Activity 4 (Signs and Rules)



76		<p>A person whose driver's license is under suspension, may</p> <ul style="list-style-type: none"> <li>A. Operate a major vehicle in a case of extreme emergency</li> <li>B. Operate a motor vehicle to and from work</li> <li>C. Operate a motor vehicle when accompanied by a licensed driver</li> <li>D. Not operate a motor vehicle under any condition</li> </ul>
77		<p>Why must your vehicle undergo emission testing?</p> <ul style="list-style-type: none"> <li>A. To identify whether it's grossly polluting the environment</li> <li>B. A vehicle may be a certain age where it's necessary to get tested</li> <li>C. So that you may renew your vehicle registration</li> <li>D. All of the above answers</li> </ul>
78		<p>Why must you use signals when turning?</p> <ul style="list-style-type: none"> <li>A. To send out an alert of your intentions</li> <li>B. To notify the other driver(s) of your intention</li> <li>C. To advise pedestrians of what you want to do</li> <li>D. All of the above answers</li> </ul>

## Activity 4 (Signs and Rules)



79		<p>When a police officer signals you to pull over</p> <ul style="list-style-type: none"> <li>A. Pull over as far to the left</li> <li>B. Slow down, safely pull over in the right lane and come to a complete stop</li> <li>C. Slow down and stop in the lane you are in</li> <li>D. Signal and stop at the nearest parking lot</li> </ul>
80		<p>Who has the right-of-way in a roundabout?</p> <ul style="list-style-type: none"> <li>A. Traffic in the roundabout</li> <li>B. Traffic turning right in the roundabout</li> <li>C. Traffic turning left in the roundabout</li> <li>D. Traffic approaching the roundabout</li> </ul>
81		<p>Except when passing, what distance must be maintained between commercial vehicles traveling in the same direction on the highway outside a city, town or village?</p> <ul style="list-style-type: none"> <li>A. 120 m</li> <li>B. 60 m</li> <li>C. 180 m</li> <li>D. 10 m</li> </ul>



#### Activity 4 (Signs and Rules)




82		<p>When approaching a railway crossing at which an electrical or mechanical signal device is warning of the approach of a train you must</p> <ul style="list-style-type: none"><li>A. Increased speed and cross tracks as quickly as possible</li><li>B. Stop not less than 5 m from the nearest rail</li><li>C. Stop not less than 1.5m from the nearest rail</li><li>D. Slow down and proceed with caution</li></ul>
83		<p>The ministry of transportation may suspend during the interview after accumulate 9-demerit points</p> <ul style="list-style-type: none"><li>A. If a driver does not have at least 5 years driving experience</li><li>B. The Ministry is not permitted to suspend a license before the 15 points level is reached</li><li>C. If a driver fails to give satisfactory reasons why their license should not be suspended</li><li>D. If the license not needed for business reasons</li></ul>

#### Activity 4 (Signs and Rules)




84		<p>A school bus with red signal lights flashing is stopped on a highway that has no median strip. What does the law require you to?</p> <ul style="list-style-type: none"><li>A. Reduce speed and pass with care</li><li>B. Stop at least 20m away if coming from behind the bus or a safe distance from the opposite direction, and until the bus proceed or the signal light is no longer flashing</li><li>C. Wait for approaching vehicles to pass</li><li>D. Does not matter provided you sound your horn</li></ul>
85		<p>When a red signal light with a green arrow is shown at an intersection it means</p> <ul style="list-style-type: none"><li>A. Proceed with caution in the direction of arrow</li><li>B. Stop and then proceed</li><li>C. Stop and wait for green signal before making turn in the direction of the arrow</li><li>D. The green arrow is a signal for pedestrians only</li></ul>






## Activity 4 (Signs and Rules)

86		<p>Never change lanes without</p> <ul style="list-style-type: none"> <li>A. Signaling, checking the rear view mirror and checking blind spots</li> <li>B. Signaling and decreasing speed</li> <li>C. Checking the rear view mirror</li> <li>D. Blowing your horn and providing the appropriate hand signal</li> </ul>
87		<p>A flashing green light at an intersection, where turns to the left and right are permitted means</p> <ul style="list-style-type: none"> <li>A. You may proceed straight through if the way is clear</li> <li>B. You may turn right, left and go straight if the way is clear</li> <li>C. You may turn to the left if the way is clear</li> <li>D. You may turn to the right if the way is clear</li> </ul>
88		<p>When 15 or more demerit points have accumulated on a record the driver's license is suspended</p> <ul style="list-style-type: none"> <li>A. At the discretion of the Ministry</li> <li>B. For 3 months</li> <li>C. Only if the license is not used for business purpose</li> <li>D. Automatically, and for 30 days from receipt of license</li> </ul>




## Activity 4 (Signs and Rules)

89		<p>When may you lend your driver's license?</p> <ul style="list-style-type: none"><li>A. For identification purpose only</li><li>B. To another person who is learning to drive</li><li>C. In emergencies</li><li>D. Never</li></ul>
90		<p>If you are convicted of drinking and driving, you will lose your driver's license on the first offence for</p> <ul style="list-style-type: none"><li>A. 1 year</li><li>B. 6 months</li><li>C. 3 months</li><li>D. 1 month</li></ul>
91		<p>Every accident must be reported to the police where there is a personal injury or when the damage exceeds</p> <ul style="list-style-type: none"><li>A. \$1000</li><li>B. \$500</li><li>C. \$200</li><li>D. \$100</li></ul>



## Activity 4 (Signs and Rules)

92		<p>How much insurance coverage is provided to an uninsured driver?</p> <ul style="list-style-type: none"> <li>A. No insurance protection whatsoever</li> <li>B. \$20,000 insurance coverage</li> <li>C. \$10,000 insurance coverage</li> <li>D. \$15,000 insurance coverage</li> </ul>
93		<p>When approaching an intersection where a traffic signal light is red and a policeman motions you to go through, you should</p> <ul style="list-style-type: none"> <li>A. Wait for the light to turn green</li> <li>B. Obey the policeman's signal and go through at once</li> <li>C. Call the policeman's attention to the red light</li> <li>D. Stop to make sure he wants you to go through</li> </ul>
94		<p>The best way to stop quickly on a wet or icy roadway is to</p> <ul style="list-style-type: none"> <li>A. Brake, if wheels lock then release pressure until you come to a stop</li> <li>B. Keep foot off brakes and let the vehicle slow and stop automatically</li> <li>C. Apply brakes the same way you always do</li> <li>D. Put brakes on hard and try to prevent vehicle from skidding</li> </ul>



## Activity 4 (Signs and Rules)

95		<p>If you are involved in an accident in which someone is injured or damages exceed \$1000 you must</p> <ul style="list-style-type: none"> <li>A. Report the accident at once to the nearest provincial or municipal police officer</li> <li>B. Report the accident to you insurance company only</li> <li>C. Report the accident within 48 hours to the nearest provincial or municipal police officer</li> <li>D. Report the accident to the ministry of transportation</li> </ul>
96		<p>If you are involved in a reportable accident how soon must you make a report to your nearest provincial or municipal police officer?</p> <ul style="list-style-type: none"> <li>A. At once</li> <li>B. Within 48 hours</li> <li>C. Within 24 hours</li> <li>D. Within 72 hours</li> </ul>
97		<p>A flashing blue light mounted on a motor vehicle indicates</p> <ul style="list-style-type: none"> <li>A. A police emergency vehicle</li> <li>B. A motor vehicle carrying explosive</li> <li>C. Snow removal equipment</li> <li>D. An ambulance</li> </ul>

#### Activity 4 (Signs and Rules)



98		<p>When approaching an intersection and you notice the roadway beyond the intersection is blocked with traffic, you should</p> <ul style="list-style-type: none"><li>A. Stop before entering the intersection and wait until traffic ahead moves on</li><li>B. Keep as close as possible to the car ahead</li><li>C. Sound horn to warn cars ahead to move on</li><li>D. Proceed slowly into the intersection until the traffic ahead moves on</li></ul>
99		<p>How soon after a licensed driver changes his/her name or address is he/she required notifying the Ministry of Transportation?</p> <ul style="list-style-type: none"><li>A. Within 12 days</li><li>B. Within 6 days</li><li>C. Within 28 days</li><li>D. At any time prior to renewal of license</li></ul>

#### Activity 4 (Signs and Rules)




100		<p>If the traffic signal changes while a pedestrian is still in the street, which of the following has the right-of-way</p> <ul style="list-style-type: none"><li>A. The pedestrian</li><li>B. Motorists coming from his left</li><li>C. Motorists coming from his right</li><li>D. Motorists making turn</li></ul>
101		<p>A driver may be required to attend an interview and re-examination of his driving ability</p> <ul style="list-style-type: none"><li>A. When 3 demerit points have been accumulated</li><li>B. When 15 demerit points have been accumulated</li><li>C. When 9 demerit points have been accumulated</li><li>D. When 6 demerit points have been accumulated</li></ul>



#### Activity 4 (Signs and Rules)




102		<p>When a commercial motor vehicle becomes disabled on a highway the period when lights are required, flares or reflectors must be placed to the front and the rear of vehicle at an approximate distance of</p> <ul style="list-style-type: none"><li>A. 15 m</li><li>B. 30 m</li><li>C. 60 m</li><li>D. 90 m</li></ul>
103		<p>A solid center line on a roadway is on your side of a broken center line. What does the solid center line on your side indicate?</p> <ul style="list-style-type: none"><li>A. It is unsafe to overtake and pass</li><li>B. Overtake and pass any time</li><li>C. Pass at your discretion</li><li>D. Pass only when no traffic is sight</li></ul>

## Activity 4 (Signs and Rules)



104		<p>Under what circumstances a driver lose their license?</p> <ul style="list-style-type: none"> <li>A. Failure to attend for re-examination</li> <li>B. Any or all mentioned answers</li> <li>C. If you don't pay your reinstatement fee</li> <li>D. If you don't pay a traffic fine when ordered by court</li> </ul>
105		<p>What document may a police officer require a motor vehicle owner to produce?</p> <ul style="list-style-type: none"> <li>A. A valid driver's license</li> <li>B. Liability insurance card</li> <li>C. All said documents</li> <li>D. Motor vehicle ownership</li> </ul>
106		<p>Road test failures may result from:</p> <ul style="list-style-type: none"> <li>A. Lack of skill and control</li> <li>B. Unsafe actions</li> <li>C. Any or all of the other answers mentioned</li> <li>D. Difficulty obeying traffic laws</li> </ul>





## Activity 4 (Signs and Rules)

107		<p>If there are continuity lines to the right of your vehicle in the lane you are in, what must you do?</p> <ul style="list-style-type: none"> <li>A. You must merge with the traffic to your left</li> <li>B. You are not required to do anything unless you want to exit. Your lane is unaffected</li> <li>C. You must change the lane as your lane is exiting or ending</li> <li>D. You must merge with the traffic to your right</li> </ul>
108		<p>What should you do if you become stranded in snow?</p> <ul style="list-style-type: none"> <li>A. All answers are correct</li> <li>B. Immediately look for help</li> <li>C. Run your vehicle engine for approximately 5 minutes every hour to avoid effects of carbon monoxide</li> <li>D. Run the engine as needed to keep the interior of the vehicle as warm as possible</li> </ul>
109		<p>What is meant by 'overdriving' your headlights?</p> <ul style="list-style-type: none"> <li>A. Driving with high beam headlights all the time</li> <li>B. You are overworking your headlights, increasing the like likelihood of failure</li> <li>C. You cannot stop within the distance your headlights span</li> <li>D. All the above</li> </ul>



## Activity 4 (Signs and Rules)

110		<p>The Accessible Parking Permit?</p> <ul style="list-style-type: none"><li>A. It gives everyone in your family to park in a designated disabled parking space</li><li>B. Allows parking everywhere during specified times</li><li>C. Issued to an individual, entitles the vehicle in which it is displayed to be parked in a designated disabled parking space</li><li>D. Allows parking in designated space even if the person with the disability is a not passenger</li></ul>
111		<p>What should you do if you feel drowsy while driving?</p> <ul style="list-style-type: none"><li>A. Reduce speed</li><li>B. Stop for a short rest in a safe area</li><li>C. Turn up your radio</li><li>D. Open the window for some fresh air</li></ul>




#### Activity 4 (Signs and Rules)

112		<p>What actions should be taken when your brakes fail?</p> <ul style="list-style-type: none"><li>A. Firmly press down on your brakes until they re-engage</li><li>B. Wave down the nearest police officer and shout for help</li><li>C. Pump the brakes rapidly and shift into a lower gear</li><li>D. Use your emergency brake and sound</li><li>E. horn to warn other drivers while looking for a soft collision point</li></ul>
113		<p>Wet roadways can cause:</p> <ul style="list-style-type: none"><li>A. Loss of traction</li><li>B. Poor visibility</li><li>C. Hydroplaning</li><li>D. All the above</li></ul>



#### Activity 4 (Signs and Rules)

114	 A photograph showing a dark-colored car skidding on a snowy or icy road. The car is angled, and its wheels are kicking up snow. In the background, another car is visible, also on the snowy surface.	<p>What is the safest action to take when your vehicle drives over black ice?</p> <ul style="list-style-type: none"><li>A. Ease off the accelerator and steer immediately to side of the road</li><li>B. Braking and steering will provide the necessary control</li><li>C. Calmly remove you foot off the accelerator and steer in the direction you want to go</li><li>D. Brake hard while maintaining steering</li></ul>
115	 A photograph showing a white car following a motorcycle on a road. The motorcycle is in the foreground, and the car is behind it. The background is a blurred orange wall, suggesting motion.	<p>In good weather, what is the minimum following distance you should maintain between your vehicle and a motorcycle in front of you?</p> <ul style="list-style-type: none"><li>A. 1 second</li><li>B. 3 seconds</li><li>C. 4 seconds</li><li>D. 2 seconds</li></ul>

## Activity 4 (Signs and Rules)

116		<p>Drivers licensed under the Graduated Driver Licence Program are restricted from operating a vehicle:</p> <ul style="list-style-type: none"> <li>A. With the blood alcohol level over 0.08 (80mg)%</li> <li>B. When any amount of alcohol has been consumed</li> <li>C. Without a supervisor</li> <li>D. During daytime</li> </ul>
117		<p>If a front tire goes flat, your vehicle will pull strongly to the:</p> <ul style="list-style-type: none"> <li>A. Right side</li> <li>B. Left side</li> <li>C. Side of the road</li> <li>D. Side that has the flat tire</li> </ul>
118		<p>How many demerit points will be recorded against your license for failing to remain at the scene of an accident?</p> <ul style="list-style-type: none"> <li>A. 4 points</li> <li>B. 5 points</li> <li>C. 10 points</li> <li>D. 7 points</li> </ul>

#### Activity 4 (Signs and Rules)

119		<p>If you refuse a police roadside blood alcohol screening test what can happen?</p> <ul style="list-style-type: none"><li>A. You get a warning that will go on your driving record</li><li>B. Your licence can be suspended for 90 days and you can face criminal charges</li><li>C. You have 24 hours to show up for a test</li><li>D. You have option to going to the police station and taking a breathalyzer test</li></ul>
120		<p>When a red "X" is indicated over a driving lane:</p> <ul style="list-style-type: none"><li>A. Red "X" for pedestrian only</li><li>B. Traffic light ahead</li><li>C. Stop immediately</li><li>D. A driver must not enter or remain in that lane</li></ul>